

Technical Drawing


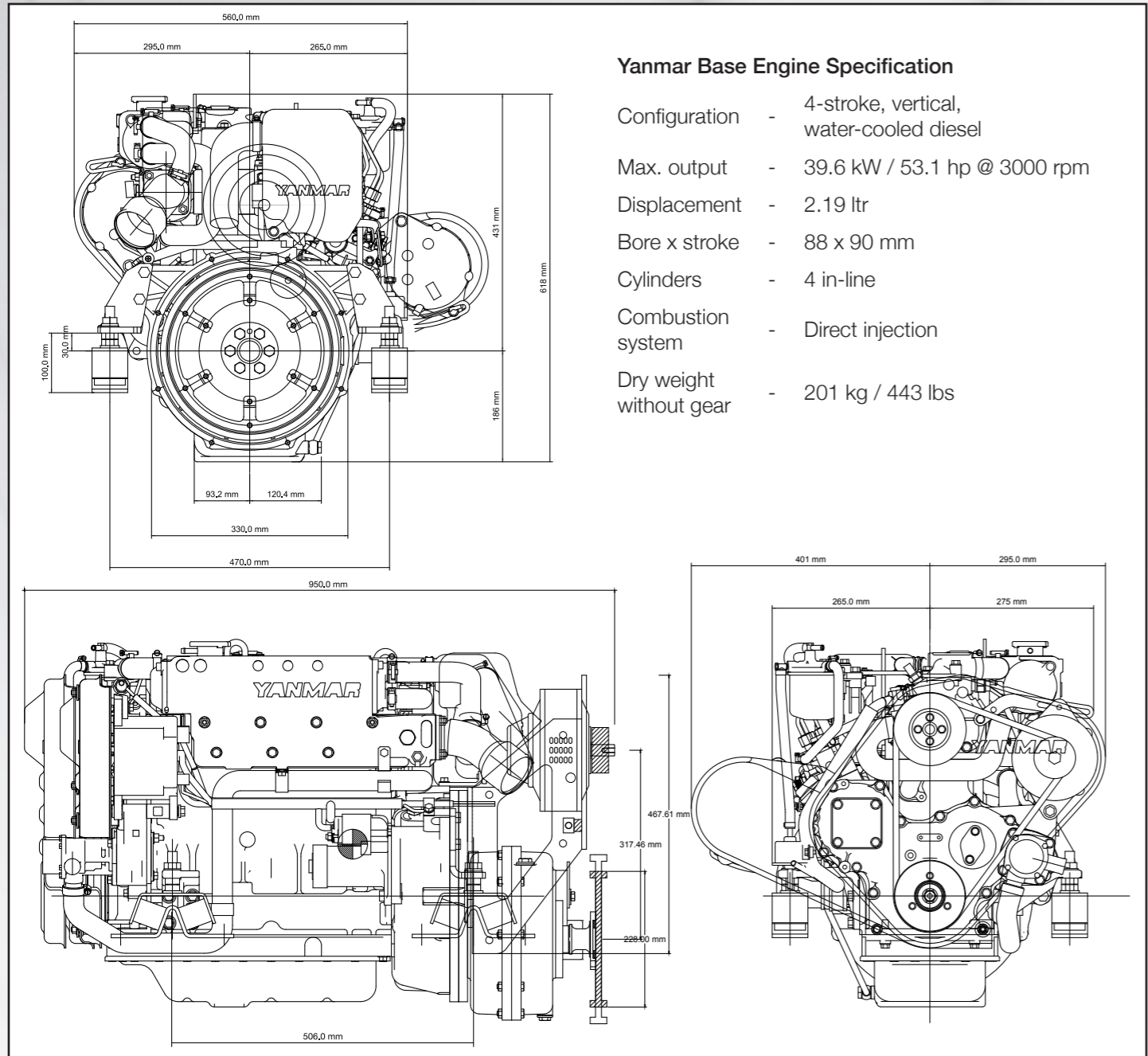
YANMAR



YANMAR HYBRID PROPULSION

Yanmar Base Engine Specification

- Configuration - 4-stroke, vertical, water-cooled diesel
- Max. output - 39.6 kW / 53.1 hp @ 3000 rpm
- Displacement - 2.19 ltr
- Bore x stroke - 88 x 90 mm
- Cylinders - 4 in-line
- Combustion system - Direct injection
- Dry weight without gear - 201 kg / 443 lbs





DEALER STAMP

HybridMarine

Hybrid Marine Ltd., 11 Melville St, Sandown, Isle Of Wight, PO36 8LF
 Tel: 01983 403236 Email: info@marine-hybrid.co.uk www.hybridmarine.co.uk


E. P. Barrus Ltd., Glen Way, Launton Road, Bicester, Oxfordshire, OX26 4UR
 Tel: 01869 363636 Fax: 01869 363673 Email: marine@barrus.co.uk www.barrus.co.uk

YANMAR



HybridMarine

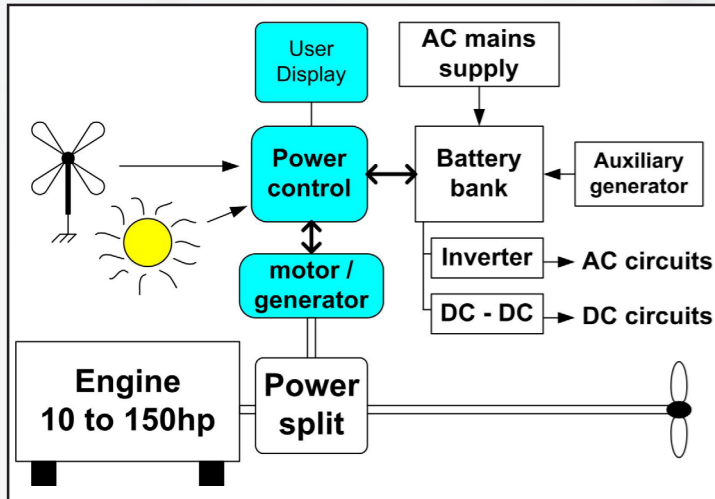
Hybrid Electric Power & Propulsion Systems



Hybrid Marine offer a range of integrated Hybrid systems developed to provide a combined power and propulsion solution for small craft.

A parallel hybrid system can be fitted to a vessel during its initial construction or retrofitted to an existing diesel installation. The hybrid system does not disturb the normal shaft / propeller connection to the diesel, instead as the name implies it connects to the shaft in parallel with the standard diesel engine. Hybrid systems have the most to offer in efficiency improvements during low to mid power cruising and our systems make best use of this basic principle. The standard diesel engine is sized to provide the maximum power requirement for the vessel, while the electric drive is designed to match the boats mid range power needs. This allows the electric drive components to be smaller and provides a very cost effective hybrid solution.

Block diagram of a parallel hybrid system



System Functions

- Whisper quiet electric operation yet the vessels standard diesel engine remains available to meet high end power requirements
- Whilst sailing the system regenerates a useful amount of electrical energy from the rotating propeller
- System can be operated as a standalone 5kW (optionally 9 or 13kW) diesel generator when at anchor or if shore power is unavailable – this can support air conditioning

System Features

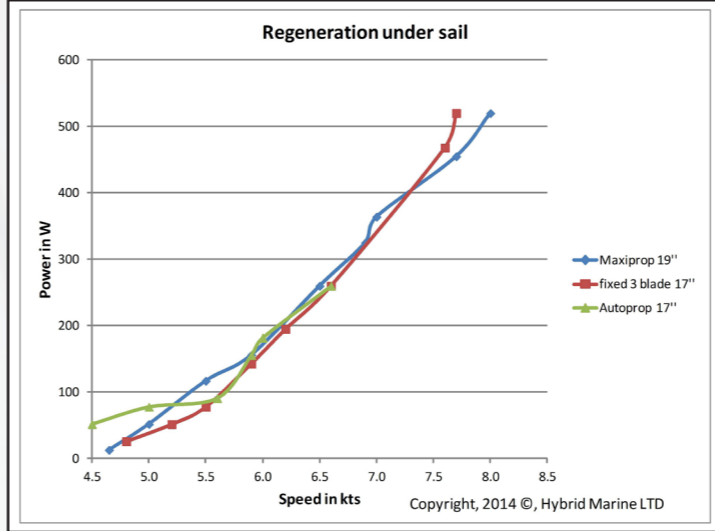
- Highly efficient systems with improved fuel consumption. Extended cruising range on limited fuel resources.
- Built in redundancy, if the diesel engine fails then you can use the electric drive and visa versa.
- Systems based on Yanmar engines from 30hp to 110hp
- Simple user friendly controls.
- Acts as an intelligent power management system, can be combined with other renewable energy sources
- A cost effective solution that can be customised around your vessels power requirements.



Over recent years there has been a great deal of interest in Hybrids. This technology can offer reductions in fuel consumption, quiet/green electric drive and a powerful onboard generator. Our integrated hybrid systems have been designed from the ground up to provide an off the shelf solution.

Our systems are controlled by innovative electronic technology that is designed to serve you rather than baffle. The complexity is hidden away and a user-friendly control panel provides simple system operation.

Since no plumbing or external water cooling is required for the hybrid motor/generator then fitting the system is much simpler than installing a separate diesel generator. Purchase, installation and servicing costs are lower than those of a standalone diesel generator plus in addition you get all the extra hybrid features listed above. Ultimately this makes our systems very cost effective and a real “value” purchase.



How does the parallel hybrid work?


During low to mid power cruising (around 2/3 of maximum hull speed) the electric motor can drive the vessel using the energy stored in the battery bank. When the batteries are depleted then the main engine is started to propel the craft. At this time the electric motor automatically becomes a generator and recharges the batteries. The extra shaft load seen by the engine during this combined propulsion and charging period causes the engine to operate with higher efficiency. Once the batteries are recharged you can then switch back to electric drive. Alternatively you can keep the energy in your batteries to silently drive high power appliances when anchored at the end of the day.

When sailing the propeller can be allowed to freewheel. The motor/generator will then rotate and regenerate electricity to charge your batteries. This charging process does add some drag to the vessel and so in light airs regeneration can be reduced or disabled via the control panel.

If you need to punch into heavy seas, or motor against the tide, the hybrid will back off the generator so the full power of the diesel engine can be used to drive the propeller. Equally in calmer conditions you can slip your lines and motor in complete silence under electric drive, later in the day, perhaps after some regenerative sailing, you can return in the same way. In the evening you can use the power stored in the battery bank to silently run standard domestic appliances.

How powerful is the generator?

Options are available for 5kW, 9kW and 13kW generation capability.



Yanmar 4JH5E (54hp) Hybrid with 10kW electric motor

How fast can I go using the electric motor?

The standard systems use a 10kW motor (20kW motor optional). A Malo 46' yacht has a hull speed of approximately 9kts and requires 100hp to achieve this. However at 6kts it only needs 8kW so for this vessel the electric drive can achieve just over 2/3 of hull speed in calm conditions.

How far can I go on my batteries?

This depends on the size of your boat, the size of your battery bank and how fast you want to go. One example would be to take a 40' auxiliary vessel that requires around 4kW to achieve 5-6 kts. With four 200Ah batteries we would have around 7.7kWh of usable energy storage. We could thus travel for around 2 hours at 5-6 kts. Increase the size of the battery bank and you can go faster or further.

